

INSTALLATION AND SERVICE MANUAL

LIGMAN
NORTH AMERICA

For installation of Cinati wall washer LED Modify Reinforced Backplate.
Model. UCI-30121-US01-TS1-US2408059

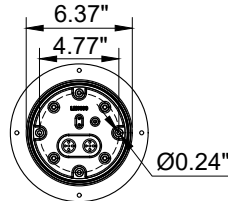
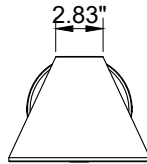
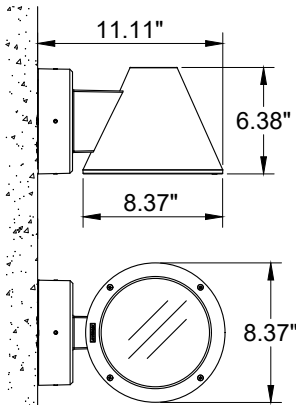
PRODUCT DRAWING (DIMENSIONS)

SUITABLE FOR WET LOCATIONS

NOTE

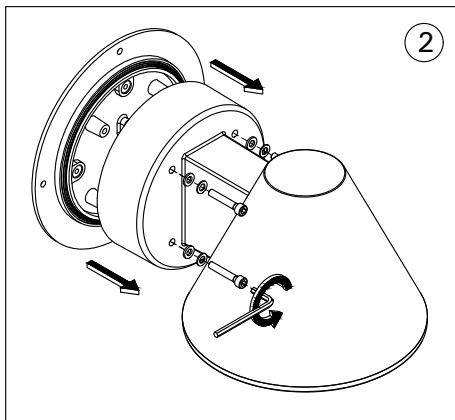
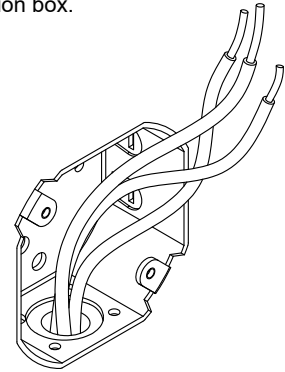
Mounts over
Junction box.

①

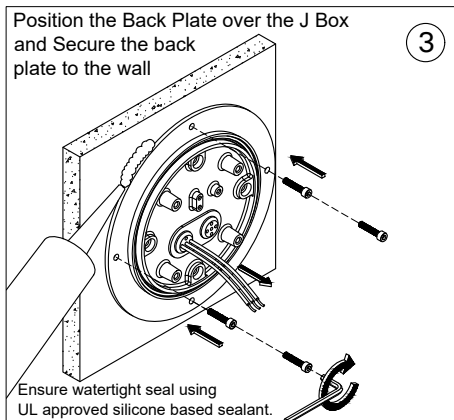


MOUNTING DETAIL

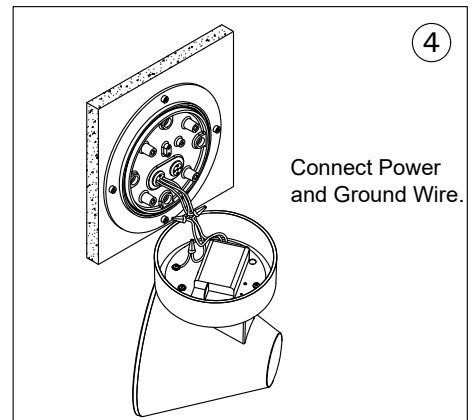
UCI-30121-US01-TS1-US2408059



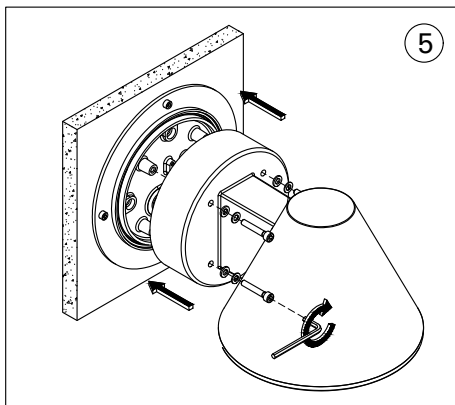
②



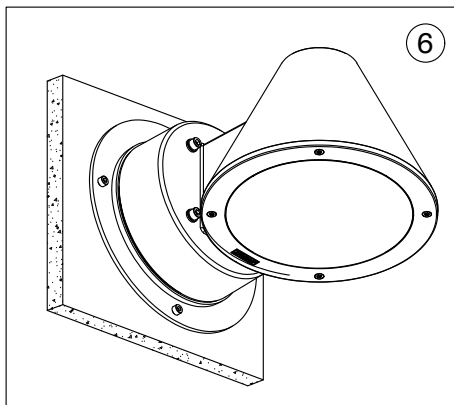
③



④



⑤



⑥

Notice to installer :

- 1.WIRING INSTRUCTIONS Warning : RISK OF FIRE AND ELECTRICAL SHOCK. : FIXTURE MUST BE INSTALLED BY A QUALIFIED ELECTRICIAN ONLY>FIXTURE IS INTENDED FOR INSTALLATION IN ACCORDANCE WITH THE NATIONAL ELECTRICAL CODE, LOCAL AND FEDERAL CODE SPECIFICATIONS. DISCONNECT POWER BEFORE SERVICING.**
- 2.This fixture has a VOLTAGE SPECIFIC BALLAST,Check that the supply voltage is the same as the installed ballast voltage.**

Ligman Lighting USA

7144 NE Progress Court, Hillsboro
Oregon, 97124, USA
Tel : 503 645 0500 | Fax : 503 645 8100

www.ligmanlightingusa.com

UCI-30121-US01-TS1-US2408059 18/11/24 REV.0
1/1

FM-TS-13-1/13-05-2563/Rev.6